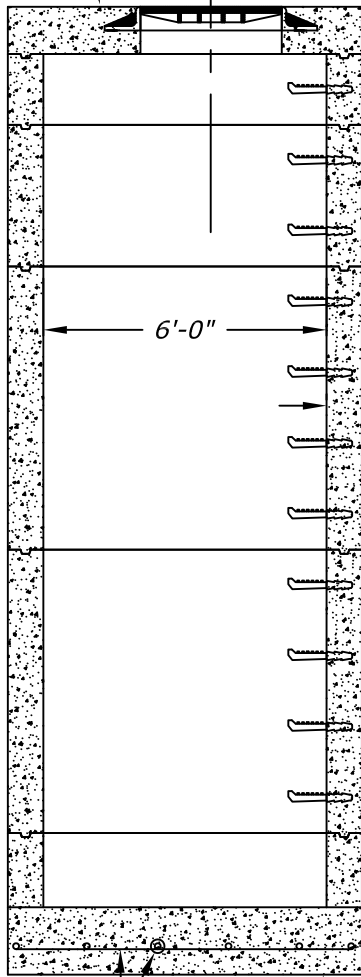


2'-0" X 3'-0"
ST'L HATCH

8" FLAT TOP



#5 @ 12"
PRECAST BASE
(5000 PSI CONCRETE)

8" THK.
WALLS

6'-0"
72" I.D. SHAFTING
12" MIN./48" MAX.

6'-0"
72" I.D. SHAFTING
12" MIN./48" MAX.

PRESS
SEAL
BOOT

5'-0"
ØØ" I.D. SHAFTING
12" MIN./48" MAX.

2'-0"

9"

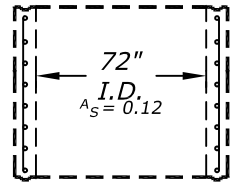
12"

STRUCTURAL REINFORCEMENT DATA:

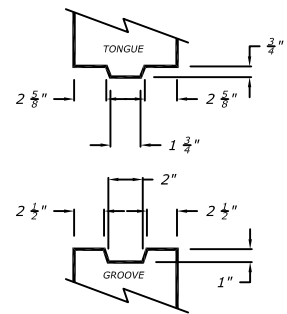
* ASTM A82, ASTM A 185
ASTM A496, ASTM A 615
ALL ACCEPTABLE STEEL
REINFORCING.

A_s = NOT LESS THAN
0.0025 X I.D. IN
INCHES FOR ALL
CIRCUMFERENTIAL
REINFORCEMENT.

* STEEL CAGE TO BE PLACED
IN THE CENTER THIRD OF
MANHOLE WALL THICKNESS.



72" I.D.
STEEL REBAR CAGE DESIGN = #3 REBAR
CIRCUMFERENTIALS @ 6" VERTICAL CENTERS.
#2 REBAR VERTICALS (10 EA.) PLACED TO
HOLD CAGE RIGID. = MINIMUM 0.15/VFT
CONCRETE: MIN 4000 psi @ 28 DAYS.



JOINT DETAIL (8" WALL)

MORTAR OR MASTIC
JOINT AVAILABLE

DESIGN NOTES:

1) LOAD CRITERIA:

- AASHTO H-20 TRAFFIC LOADING (16,000 LBS. WHEEL LOAD) *FOR MANHOLES & RING & COVERS.
- INCIDENTAL H-20 TRAFFIC LOADING (OCCASIONAL TRAFFIC, OFF STREET LOCATIONS)
- PARKWAY LOADING (300 LBS./SQ. FT.)
- H-20 SURCHARGE AND LATERAL EARTH PRESSURE.
* FOR PRECAST MANHOLES.

2) CONCRETE COMPRESSIVE STRENGTH: 4500 PSI @ 28 DAYS.

3) STEEL REINFORCING YIELD STRENGTH F_y = 60,000 PSI PER ASTM A-615.

4) ALL JOINTS TO BE SEALED USING FLEXIBLE GASKET MATERIAL (RAMNECK).

5) ALL MANHOLES MADE IN ACCORDANCE WITH ASTM C-478.

NOTE:

1. PIPE SECTION LENGTHS ARRANGED TO FIT DEPTH.

